

Kavi Commercial Company Limited

Shareholding Pattern of the Company for the Quarter ended on DEC , 2024

S. No.	Particulars	Yes*	No*
1.	Whether the Listed Entity has issued any partly paid up shares?	-	No
2.	Whether the Listed Entity has issued any Convertible Securities or Warrants?	-	No
3.	Whether the Listed Entity has any shares against which depository receipts are issued?	-	No
4.	Whether the Listed Entity has any shares in locked-in?	-	No
5.	Whether any shares held by promoters are pledge or otherwise encumbered?	-	No




Table I – Summary Statement holding of Specified Securities: -

Category	Category of shareholder	Nos. of shareholders	No. of fully paid up equity shares held	No. of Partly paid-up equity shares held	No. of shares underlying Depository Receipts	Total nos. shares held	Shareholding as a % of total no. of shares (calculated as per SCRR, 1957) As a % of (A+B+C 2)	Number of Voting Rights held in each class of securities*				No. of Shares Underlying Outstanding convertible securities (including Warrants)	Shareholding, as a % assuming full conversion of convertible securities (as a percentage of diluted share capital) As a % of (A+B+C2)	Number of Locked in shares		Number of Shares pledged or otherwise encumbered		Number of equity shares held in dematerialized form
								No of Voting Rights			Total as a % of (A+B+C)			No. (a)	As a % of total Shares held (b)	No. (a)	As a % of total Shares held (b)	
								Class Equity Shares of Rs.10/- each^	Class eg: y	Total								
I	II	III	IV	V	VI	VII = IV+V+VI	VIII	IX				X	XI=VII+X	XII	XIII	XIV		
(A)	Promoter & Promoter Group	6	15,37,500	-	-	15,37,500	51.02	15,37,500	-	15,37,500	51.02	-	51.02	-	-	15,37,500		
(B)	Public	476	14,76,000	-	-	14,76,000	48.98	14,76,000	-	14,76,000	48.98	-	48.98	-	-	-		
(C)	Non-Promoter-Non Public	-	-	-	-	-	-	-	-	-	-	-	-	-	-	-		
(C1)	Shares underlying DRs	-	-	-	-	-	-	-	-	-	-	-	-	-	-	-		
(C2)	Shares held by Employee Trusts	-	-	-	-	-	-	-	-	-	-	-	-	-	-	-		
	Total	482	30,13,500			30,13,500	100.00	30,13,500		30,13,500	100.00		100.00	-	-	-		

*As on date 1 Equity share holds 1 vote.

^We have only one class of Equity Shares of face value of Rs. 10/- each.






Table II - Statement showing shareholding pattern of the Promoter and Promoter Group

S.No.	Category & Name of the Shareholders	PAN	No. of share holder	No. of fully paid up equity share s held	No. of Part ly paid -up equi ty shar es held	Nos. of shares underlyin g Depositor y Receipts	Total nos. shares held	Shareh olding % (calcul ated as per SCRR, 1957) As a % of (A+B+ C2)	Number of Voting Rights held in each class of securities*				No. of Share s Underlying Outst andin g conve rtible securiti es (includ ing Warr ants)	Sharehold ing, as a % assumin g full conversi onof converti ble securities (as a percenta ge of diluted share capital) as a % of A+B+C2	Number of Locked in shares		Number of Shares pledged or otherwis e		Numb er of equity shares held in Shares demat ized form
									No of Voting Rights			Total as a % of Total Voting rights			N o. (a)	As a % of total Share s held (b)	N o. (a)	As a % of total share s held (b)	
									Class Equity Shares of Rs.10/- each	Cl ass Y	Total								
	I	II	III	IV	V	VI	VII=IV+V+ VI	VIII	IX				X	XI = VII+ X	XII	XIII	XIV		
(1)	Indian																		
(a)	Individuals/ Hinduundivided Family																		
	Mr. Vimal Didwania	ACQPD3759B	1	1,02,500	-	-	1,02,500	3.40	1,02,500	-	1,02,500	3.40	-	3.40	-	-	1,02,500		
	Mr. Kailash Didwania	ACQPD3758A	1	3,58,750	-	-	3,58,750	11.90	3,58,750	-	3,58,750	11.90	-	11.90	-	-	3,58,750		
	Mr. Prakash Didwania	AFQPD0874A	1	3,58,750	-	-	3,58,750	11.90	3,58,750	-	3,58,750	11.90	-	11.90	-	-	3,58,750		



	Mrs. Veena Subhas Basu	ACQPD3756Q	1	3,07,500	-	-	3,07,500	10.20	3,07,500	-	3,07,500	10.20	-	10.20	-	-	3,07,500
(b)	Central Government/ State Government(s)	-	-	-	-	-	-	-	-	-	-	-	-	-	-	-	-
(c)	Financial Institutions/ Banks	-	-	-	-	-	-	-	-	-	-	-	-	-	-	-	-
(d)	Any Other	-	-	-	-	-	-	-	-	-	-	-	-	-	-	-	-
	Body Corporate																
	Viraj Impex Private Limited	AAACV3656L	1	2,05,000	-	-	2,05,000	6.80	2,05,000		2,05,000	6.80	-	6.80	-	-	2,05,000
	Nirbhay Holdings Private Limited	AAACN1206E	1	2,05,000	-	-	2,05,000	6.80	2,05,000		2,05,000	6.80	-	6.80	-	-	2,05,000
	Sub-Total (A)(1)		6	15,37,500	-	-	15,37,500	51.02	15,37,500	-	15,37,500	51.02	-	51.02	-	-	15,37,500
(2)	Foreign																
(a)	Individuals (Non-Resident Individuals/ Foreign Individuals)	-	-	-	-	-	-	-	-	-	-	-	-	-	-	-	-
(b)	Government	-	-	-	-	-	-	-	-	-	-	-	-	-	-	-	-
(c)	Institutions	-	-	-	-	-	-	-	-	-	-	-	-	-	-	-	-
(d)	Foreign Portfolio Investor	-	-	-	-	-	-	-	-	-	-	-	-	-	-	-	-



(f)	Any Other (specify)	-	-	-	-	-	-	-	-	-	-	-	-	-	-	-	-
	Sub-Total (A)(2)	-	-	-	-	-	-	-	-	-	-	-	-	-	-	-	-
	Total Shareholding of Promoter and Promoter Group (A)= (A)(1)+(A)(2)	-	6	15,37,500	-	-	15,37,500	51.02	15,37,500	-	15,37,500	51.02	-	51.02	-	-	15,37,500






Table III- Statement showing shareholding pattern of the Public shareholder

S.No .	Category & Name of the Shareholders	PAN	No. of share holders	No. of fully paid up equity share s held	Part ly paid -up equity shar es held	Nos. of shar es und erlyi ng Dep osit ory Rec eipt s	Total nos. shares held	Shareho lding % (calcula ted as per SCRR, 1957) As a % of (A+B+C 2)	Number of Voting Rights held in each class of securities				No. of Shares Underlyi ng Outstand ing converti ble securities (includi ng Warrant s)	Total Shareholdi ng, as a % assuming full conversion of convertible securities (as a percentage of diluted share capital)	Number of Locked in shares		Number of Shares pledged or otherwise encumbere d		Number of equity shares held in Share dematali ze ed form
									No of Voting Rights			Total as a % of Total Voting rights			No. (a)	As a % of total shares held (b)	No. (not applica ble) (a)	As a % of total share s held (not applica ble)(b)	
									Class Equity Shares of Rs.10/- each	Cl as s Y	Tot al								
	I	II	III	IV	V	VI	VII=IV+ V+VI	VIII	IX				X	XI= VII+ X	XII	XIII		XIV	
(1)	Institutions																		
(a)	Mutual Funds	-	-	-	-	-	-	-	-	-	-	-	-	-	-	-	-	-	
(b)	Venture Capital Funds	-	-	-	-	-	-	-	-	-	-	-	-	-	-	-	-	-	
(c)	Alternate Investment Funds	-	-	-	-	-	-	-	-	-	-	-	-	-	-	-	-	-	
(d)	Foreign Venture Capital Investors	-	-	-	-	-	-	-	-	-	-	-	-	-	-	-	-	-	
(e)	Foreign Portfolio Investors	-	-	-	-	-	-	-	-	-	-	-	-	-	-	-	-	-	
(f)	Financial Institutions/ Banks	-	-	-	-	-	-	-	-	-	-	-	-	-	-	-	-	-	
(g)	Insurance Companies	-	-	-	-	-	-	-	-	-	-	-	-	-	-	-	-	-	



(h)	Provident Funds/ Pension Funds	-	-	-	-	-	-	-	-	-	-	-	-	-	-	-	-
(i)	Any Other (specify)	-	-	-	-	-	-	-	-	-	-	-	-	-	-	-	-
	Sub-Total (B)(1)	-	-	-	-	-	-	-	-	-	-	-	-	-	-	-	-
(2)	Central Government/ State Government(s)/ President of	-	-	-	-	-	-	-	-	-	-	-	-	-	-	-	-
	Sub-Total (B)(2)	-	-	-	-	-	-	-	-	-	-	-	-	-	-	-	-
(3)	Non-institutions	-	-	-	-	-	-	-	-	-	-	-	-	-	-	-	-
(a)	Individuals																
	i. Individual shareholders holding nominal share capital up to Rs. 2 lakhs.																
	ii. Individual shareholders holding nominal share capital in excess of Rs. 2 lakhs.	-	476	14,76,000	-	-	14,76,000	48.98	14,76,000	-	14,76,000	48.98	-	48.98	-	-	-
(b)	NBFCs registered with RBI	-	-	-	-	-	-	-	-	-	-	-	-	-	-	-	-
(c)	Employee Trusts	-	-	-	-	-	-	-	-	-	-	-	-	-	-	-	-
(d)	Overseas Depositories (holding DRs) (balancing figure)	-	-	-	-	-	-	-	-	-	-	-	-	-	-	-	-



(e)	Any Other (specify)	-	-	-	-	-	-	-	-	-	-	-	-	-	-	-	-
	Sub-Total (B)(3)	-	476	14,76,000 0	-	-	14,76,000	48.98	14,76,000	-	14,76,000	48.98	-	48.98	-	-	-
	Total Public Shareholding (B)= (B)(1)+(B)(2)+(B) (3)	-	476	14,76,000 0	-	-	14,76,000	48.98	14,76,000	-	14,76,000	48.98	-	48.98	-	-	-



Table IV –Statement showing Shareholding pattern of the Non-Promoter- Non Public shareholder

S.No.	Category & Name of the Shareholders	PAN	No. of shareholders	No. of fully paid up equity shares held	Partly paid-up equity shares held	Nos. of shares underlying Depository Receipts	Total nos. shares held	Shareholding (calculated as per SCRR, 1957) As a % of (A+B+C 2)	Number of Voting Rights held in each class of securities				No. of Shares Underlying Outstanding convertible securities (including Warrants)	Total Shareholding, as a % assuming full conversion of convertible securities (as a percentage of diluted share capital)	Number of Locked in shares		Number of Shares pledged or otherwise encumbered		Number of equity shares held in Share dematerialized form (Not applicable)
									No of Voting Rights			Total as a % of Total Voting rights			No.	As a % of total Shares held	No. (not applicable)	As a % of total shares held (not applicable)	
									Class Equity Shares of Rs.10/- each	Class Y	Total								
	I	II	III	IV	V	VI	VII=IV+V+VI	VIII	IX				X	XI= VII+ X	XII	XIII		XIV	
(1)	Custodian/DRHolder																		
(a)	Name of DR Holder (if available)	-	-	-	-	-	-	-	-	-	-	-	-	-	-	-	-	-	
	Sub Total (c) (1)	-	-	-	-	-	-	-	-	-	-	-	-	-	-	-	-	-	
(2)	Employee Benefit Trust (under SEBI (Share basedEmployee Benefit)	-	-	-	-	-	-	-	-	-	-	-	-	-	-	-	-	-	
	Sub Total (C) (2)	-	-	-	-	-	-	-	-	-	-	-	-	-	-	-	-	-	
	Total Non-Promoter Non-Public shareholding (C)= (C)(1)+ (C)	-				-	-	-	-	-	-	-	-	-	-	-	-	-	

For KAVI COMMERCIAL CO. LTD

PRAKASH RATANLAL DIDWANIA

DIN-00225978