

Kavi Commercial Company Limited

Shareholding Pattern of the Company for the Quarter ended on March 31, 2022

S. No.	Particulars	Yes*	No*
1.	Whether the Listed Entity has issued any partly paid up shares?	-	No
2.	Whether the Listed Entity has issued any Convertible Securities or Warrants?	-	No
3.	Whether the Listed Entity has any shares against which depository receipts are issued?	-	No
4.	Whether the Listed Entity has any shares in locked-in?	-	No
5.	Whether any shares held by promoters are pledge or otherwise encumbered?	-	No



Table I – Summary Statement holding of Specified Securities: -

Category	Category of shareholder	Nos. of share holders	No. of fully paid up equity shares held	No. of Partly paid up equity shares held	No. of shares underlying Depository Receipts	Total nos. shares held	Shareholding as a % of total no. of shares (calculated as per SCRR, 1957) As a % of (A+B+C 2)	Number of Voting Rights held in each class of securities*			No. of Shares Underlying Outstanding convertible securities (including Warrants)	Shareholding, as a % assuming full conversion of convertible securities (as a percentage of diluted share capital) As a % of (A+B+C2)	Number of Locked in shares		Number of Shares pledged or otherwise encumbered		Number of equity shares held in dematerialized form
								Class Equity Shares of Rs.10/- each [^]	Class Equity Shares of Rs.10/- each [^]	Total			Total as a % of (A+B+C)	No. (a)	% of total Shares held (b)	No. (a)	
I	II	III	IV	V	VI	VII = IV+V+VI	VIII	IX			X	XI=VII+X	XII	XIII	XIV		
(A)	Promoter & Promoter Group	6	15,37,500	-	-	15,37,500	51.02	15,37,500	-	15,37,500	51.02	-	-	-	-	-	15,37,500
(B)	Public	476	14,76,000	-	-	14,76,000	48.98	14,76,000	-	14,76,000	48.98	-	-	-	-	-	0
(C)	Non-Promoter-Non Public	-	-	-	-	-	-	-	-	-	-	-	-	-	-	-	-
(C1)	Shares underlying DRs	-	-	-	-	-	-	-	-	-	-	-	-	-	-	-	-
(C2)	Shares held by Employee Trusts	-	-	-	-	-	-	-	-	-	-	-	-	-	-	-	-
	Total	482	30,13,500			30,13,500	100.00	30,13,500		30,13,500	100.00						

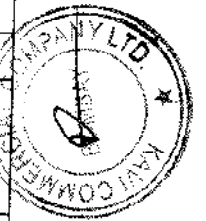
*As on date 1 Equity share holds 1 vote.

[^]We have only one class of Equity Shares of face value of Rs. 10/- each.




Table II - Statement showing shareholding pattern of the Promoter and Promoter Group

S.No.	Category & Name of the Shareholders	PAN	No. of share holder	No. of fully paid up equity shares held	No. of Partly paid up equity shares held	Nos. of shares underlying Depository Receipts	Total nos. shares held	Shareholding % (calculated as per SCRR, 1957) As a % of (A+B+C2)	Number of Voting Rights held in each class of securities*			No. of Shares Underlying Outstanding convertible securities (as a percentage of diluted share capital) as a % of A+B+C2	Shareholding, as a % assuming full conversion of convertible securities (as a percentage of diluted share capital) as a % of A+B+C2	Number of Locked in shares otherwise	Number of Shares pledged or otherwise	Number of equity shares held in Shares dematize ed form
									No of Voting Rights	Class Equity Shares of Rs.10/- each	Total Voting rights					
IX																
(1)	Indian Individuals/Hindu undivided Family	II	III	IV	V	VI	VII=IV+V+VI	VIII								
(a)	Mr. Vimal Didwania	ACQPD3759B	1	1,02,500	-	-	1,02,500	3.40								1,02,500
	Mr. Kailash Didwania	ACQPD3758A	1	3,58,750	-	-	3,58,750	11.90								3,58,750
	Mr. Prakash Didwania	AFQPD0874A	1	3,58,750	-	-	3,58,750	11.90								3,58,750



	Mrs. Veena Subhas Basu	ACQPD3756Q	I	3,07,500	-	-	-	-	3,07,500	-	10.20	-	-	3,07,500
(b)	Central Government/ State Government(s)	-	-	-	-	-	-	-	-	-	-	-	-	-
(c)	Financial Institutions/ Banks	-	-	-	-	-	-	-	-	-	-	-	-	-
(d)	Any Other	-	-	-	-	-	-	-	-	-	-	-	-	-
	Body Corporate													
	Viraj Impex Private Limited	AAACV3656L	1	2,05,000	-	-	-	-	2,05,000	6.80	6.80	-	-	2,05,000
	Nirbhay Holdings Private Limited	AAACN1206E	1	2,05,000	-	-	-	-	2,05,000	6.80	6.80	-	-	2,05,000
	Sub-Total (A)(I)		6	15,37,500	-	-	-	-	15,37,500	51.02	51.02	-	-	15,37,500
(2)	Foreign													
(a)	Individuals (Non-Resident Individuals/ Foreign Individuals)	-	-	-	-	-	-	-	-	-	-	-	-	-
(b)	Government	-	-	-	-	-	-	-	-	-	-	-	-	-
(c)	Institutions	-	-	-	-	-	-	-	-	-	-	-	-	-
(d)	Foreign Portfolio Investor	-	-	-	-	-	-	-	-	-	-	-	-	-

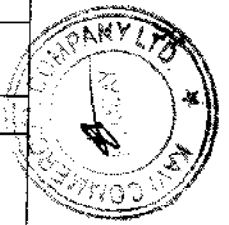


(f)	Any Other (specify)	-	-	-	-	-	-	-	-	-	-	-	-	-	-	-	-	-	-	-
	Sub-Total (A)(2)	-	-	-	-	-	-	-	-	-	-	-	-	-	-	-	-	-	-	-
	Total Shareholding of Promoter and Promoter Group (A)= (A)(1)+(A)(2)	-	6	15,37,500	-	15,37,500	51.02	15,37,500	51.02	15,37,500	51.02	-	51.02	-	51.02	-	-	-	-	15,37,500



Table III- Statement showing shareholding pattern of the Public shareholder

S.No	Category & Name of the Shareholders	PAN	No. of share holders	No. of fully paid up equity shares held	Partly paid-up equity shares held	Nos. of shares underlying Depository Receipts	Total nos. shares held	Shareholding % (calculated as per SCRR, 1957)	Number of Voting Rights held in each class of securities			No. of Shares Underlying Outstanding convertible securities (including Warrants)	Total Shareholding, as a % assuming full conversion of convertible securities (as a percentage of diluted share capital)	Number of Locked in shares	Number of Shares pledged or otherwise encumbered		Number of equity shares held in Share dematerialized form
									No of Voting Rights	Total as a % of Total Voting rights	No. of (not applicable) (a)				As a % of total shares held (not applicable)(b)		
														Class Equity Shares of Rs.10/- each		Class Total Voting Rights	
									IX	VIII	X			XI=VII+X	XII	XIII	
(1)	Institutions	I	III	IV	V	VI	VII=IV+V+VI	VIII	IX	X	XI=VII+X	XII	XIII	XIV			
(a)	Mutual Funds	-	-	-	-	-	-	-	-	-	-	-	-	-			
(b)	Venture Capital Funds	-	-	-	-	-	-	-	-	-	-	-	-	-			
(c)	Alternate Investment Funds	-	-	-	-	-	-	-	-	-	-	-	-	-			
(d)	Foreign Venture Capital Investors	-	-	-	-	-	-	-	-	-	-	-	-	-			
(e)	Foreign Portfolio Investors	-	-	-	-	-	-	-	-	-	-	-	-	-			
(f)	Financial Institutions/ Banks	-	-	-	-	-	-	-	-	-	-	-	-	-			
(g)	Insurance Companies	-	-	-	-	-	-	-	-	-	-	-	-	-			



(e)	Any Other (specify)	-	-	-	-	-	-	-	-	-	-	-	-	-	-	-	-	-	-	-	-
	Sub-Total (B)(3)	-	476	14,76,000	0	-	14,76,000	48.98	14,76,000	48.98	-	14,76,000	-	14,76,48.98	48.98	-	14,76,48.98	48.98	-	-	-
	Total Public Shareholding (B) = (B)(1)+(B)(2)+(B)(3)	-	476	14,76,000	0	-	14,76,000	48.98	14,76,000	48.98	-	14,76,000	-	14,76,48.98	48.98	-	14,76,48.98	48.98	-	-	-



Table IV -Statement showing Shareholding pattern of the Non-Promoter- Non Public shareholder

S.No.	Category & Name of the Shareholders	PAN	No. of share holders	No. of fully paid up equity shares held	Partly paid-up equity shares held	Nos. of shares underlying Depository Receipts	Total nos. shares held	Shareholding (calculated as per SCRR, 1957)	Number of Voting Rights held in each class of securities			No. of Shares Underlying Outstanding convertible securities (including Warrants)	Total Shareholding, as a % assuming full conversion of convertible securities (as a percentage of diluted share capital)	Number of Locked in shares		Number of Shares pledged or otherwise encumbered		Number of equity shares held in Share dematerialized form (Not applicable)	
									No of Voting Rights	Total as a % of Voting rights	Total convertible securities (including Warrants)			As a % of total shares held	No. of shares (not applicable)	As a % of total shares held (not applicable)			
(1)	Custodian/DRHolder	II	III	IV	V	VI	VII=IV+V+VI	VIII	IX			X	XI= VII+ X	XII		XIII		XIV	
(a)	Name of DR Holder (if available)	-	-	-	-	-	-	-	Class of Equity Shares of Rs.10/- each			-	-	No. of Shares held		No. of shares (not applicable)		-	
(2)	Sub Total (c) (1)	-	-	-	-	-	-	-	Total Voting Rights			-	-	As a % of total shares held		As a % of total shares held (not applicable)		-	
	Employee Benefit Trust (under SEBI (Share based)Employee Benefit)	-	-	-	-	-	-	-	Total Voting Rights			-	-	As a % of total shares held		As a % of total shares held (not applicable)		-	
	Sub Total (C) (2)	-	-	-	-	-	-	-	Total Voting Rights			-	-	As a % of total shares held		As a % of total shares held (not applicable)		-	
	Total Promoter Non-Public shareholding (C) = (C)(D)+(C)	-	-	-	-	-	-	-	Total Voting Rights			-	-	As a % of total shares held		As a % of total shares held (not applicable)		-	

Prakash Kumar Dhanani, Director

Prakash Kumar Dhanani, Director



Director