

**Kavi Commercial Company Limited**

**Shareholding Pattern of the Company for the Quarter ended on December 31, 2022**

<b>S. No.</b>	<b>Particulars</b>	<b>Yes*</b>	<b>No*</b>
1.	Whether the Listed Entity has issued any partly paid up shares?	-	No
2.	Whether the Listed Entity has issued any Convertible Securities or Warrants?	-	No
3.	Whether the Listed Entity has any shares against which depository receipts are issued?	-	No
4.	Whether the Listed Entity has any shares in locked-in?	-	No
5.	Whether any shares held by promoters are pledge or otherwise encumbered?	-	No



Table I – Summary Statement holding of Specified Securities: -

Category	Category of shareholder	Nos. of shareholders	No. of fully paid up equity shares held	No. of Partly paid-up equity shares held	No. of shares underlying Depository Receipts	Total nos. shares held	Shareholding as a % of total no. of shares (calculated as per SCRR, 1957) As a % of (A+B+C 2)	Number of Voting Rights held in each class of securities*			No. of Shares Underlying Outstanding convertible securities (including Warrants)	Shareholding, as a % assuming full conversion of convertible securities (as a percentage of diluted share capital) As a % of (A+B+C2)	Number of Locked in shares		Number of Shares pledged or otherwise encumbered		Number of equity shares held in dematerialized form	
								No of Voting Rights					Total as a % of (A+B+C)	No.	As a % of total Shares held (b)	No.		As a % of total Shares held (b)
								Class Equity Shares of Rs.10/- each^	Class eg: y	Total								
I	II	III	IV	V	VI	VII = IV+V+VI	VIII	IX			X	XI=VII+X	XII	XIII	XIV			
(A)	Promoter & Promoter Group	6	15,37,500	-	-	15,37,500	51.02	15,37,500	-	15,37,500	51.02	-	51.02	-	-	15,37,500		
(B)	Public	476	14,76,000	-	-	14,76,000	48.98	14,76,000	-	14,76,000	48.98	-	48.98	-	-	-		
(C)	Non-Promoter-Non Public	-	-	-	-	-	-	-	-	-	-	-	-	-	-	-		
(C1)	Shares underlying DRs	-	-	-	-	-	-	-	-	-	-	-	-	-	-	-		
(C2)	Shares held by Employee Trusts	-	-	-	-	-	-	-	-	-	-	-	-	-	-	-		
	<b>Total</b>	<b>482</b>	<b>30,13,500</b>			<b>30,13,500</b>	<b>100.00</b>	<b>30,13,500</b>		<b>30,13,500</b>	<b>100.00</b>		<b>100.00</b>	-	-	-		

\*As on date 1 Equity share holds 1 vote.

^We have only one class of Equity Shares of face value of Rs. 10/- each.






Table II - Statement showing shareholding pattern of the Promoter and Promoter Group

S.No.	Category & Name of the Shareholders	PAN	No. of share holder	No. of fully paid up equity shares held	No. of Partly paid up equity shares held	Nos. of shares underlying Depository Receipts	Total nos. shares held	Shareholding % (calculated as per SCRR, 1957) As a % of (A+B+C2)	Number of Voting Rights held in each class of securities*			No. of Shares Underlying Outstanding convertible securities (including Warrants)	Shareholding, as a % assuming full conversion of convertible securities (as a percentage of diluted share capital) as a % of A+B+C2	Number of Locked in shares		Number of Shares pledged or otherwise	Number of equity shares held in Shares dematerialized form	
									No of Voting Rights					Total as a % of Total Voting rights	As a % of total Shares held (a)			As a % of total Shares held (b)
									Class Equity Shares of Rs.10/- each	Class Y	Total							
	I	II	III	IV	V	VI	VII=IV+V+VI	VIII	IX			X	XI = VII+ X	XII	XIII	XIV		
(1)	Indian																	
(a)	Individuals/ Hindu undivided Family																	
	Mr. Vimal Didwania	ACQPD3759B	1	1,02,500	-	-	1,02,500	3.40	1,02,500	-	1,02,500	3.40	-	3.40	-	-	1,02,500	
	Mr. Kailash Didwania	ACQPD3758A	1	3,58,750	-	-	3,58,750	11.90	3,58,750	-	3,58,750	11.90	-	11.90	-	-	3,58,750	
	Mr. Prakash Didwania	AFQPD0874A	1	3,58,750	-	-	3,58,750	11.90	3,58,750	-	3,58,750	11.90	-	11.90	-	-	3,58,750	



	Mrs. VeenaSubhasBasu	ACQPD3756Q	1	3,07,500	-	-	3,07,500	10.20	3,07,500	-	3,07,500	10.20	-	10.20	-	-	3,07,500
(b)	Central Government/ State Government(s)	-	-	-	-	-	-	-	-	-	-	-	-	-	-	-	-
(c)	Financial Institutions/ Banks	-	-	-	-	-	-	-	-	-	-	-	-	-	-	-	-
(d)	Any Other	-	-	-	-	-	-	-	-	-	-	-	-	-	-	-	-
	Body Corporate																
	VirajImpex Private Limited	AAACV3656L	1	2,05,000	-	-	2,05,000	6.80	2,05,000		2,05,000	6.80	-	6.80	-	-	2,05,000
	Nirbhay Holdings Private Limited	AAACN1206E	1	2,05,000	-	-	2,05,000	6.80	2,05,000		2,05,000	6.80	-	6.80	-	-	2,05,000
	<b>Sub-Total (A)(1)</b>		<b>6</b>	<b>15,37,500</b>	<b>-</b>	<b>-</b>	<b>15,37,500</b>	<b>51.02</b>	<b>15,37,500</b>	<b>-</b>	<b>15,37,500</b>	<b>51.02</b>	<b>-</b>	<b>51.02</b>	<b>-</b>	<b>-</b>	<b>15,37,500</b>
(2)	Foreign																
(a)	Individuals (Non-Resident Individuals/ Foreign Individuals)	-	-	-	-	-	-	-	-	-	-	-	-	-	-	-	-
(b)	Government	-	-	-	-	-	-	-	-	-	-	-	-	-	-	-	-
(c)	Institutions	-	-	-	-	-	-	-	-	-	-	-	-	-	-	-	-
(d)	Foreign Portfolio Investor	-	-	-	-	-	-	-	-	-	-	-	-	-	-	-	-



2/9

(f)	Any Other (specify)	-	-	-	-	-	-	-	-	-	-	-	-	-	-	-	-
	Sub-Total (A)(2)	-	-	-	-	-	-	-	-	-	-	-	-	-	-	-	-
	Total Shareholding of Promoter and Promoter Group (A)= (A)(1)+(A)(2)	-	6	15,37,500	-	-	15,37,500	51.02	15,37,500	-	15,37,500	51.02	-	51.02	-	-	15,37,500






Table III- Statement showing shareholding pattern of the Public shareholder

S.No.	Category & Name of the Shareholders	PAN	No. of share holders	No. of fully paid up equity shares held	Partly paid-up equity shares held	Nos. of shares underlying Depository Receipts	Total nos. shares held	Shareholding % (calculated as per SCRR, 1957)  As a % of (A+B+C2)	Number of Voting Rights held in each class of securities			No. of Shares Underlying Outstanding convertible securities (including Warrants)	Total Shareholding, as a % assuming full conversion of convertible securities (as a percentage of diluted share capital)	Number of Locked in shares		Number of Shares pledged or otherwise encumbered		Number of equity shares held in Share dematerialized form
									No of Voting Rights		Total as a % of Total Voting rights			No.	As a % of total shares held (b)	No. (not applicable) (a)	As a % of total shares held (not applicable) (b)	
									Class Equity Shares of Rs.10/- each	Class Y								
	I	II	III	IV	V	VI	VII=IV+V+VI	VIII	IX			X	XI= VII+X	XII	XIII	XIV		
(1)	<b>Institutions</b>																	
(a)	Mutual Funds	-	-	-	-	-	-	-	-	-	-	-	-	-	-	-	-	
(b)	Venture Capital Funds	-	-	-	-	-	-	-	-	-	-	-	-	-	-	-	-	
(c)	Alternate Investment Funds	-	-	-	-	-	-	-	-	-	-	-	-	-	-	-	-	
(d)	Foreign Venture Capital Investors	-	-	-	-	-	-	-	-	-	-	-	-	-	-	-	-	
(e)	Foreign Portfolio Investors	-	-	-	-	-	-	-	-	-	-	-	-	-	-	-	-	
(f)	Financial Institutions/ Banks	-	-	-	-	-	-	-	-	-	-	-	-	-	-	-	-	
(g)	Insurance Companies	-	-	-	-	-	-	-	-	-	-	-	-	-	-	-	-	



619

(h)	Provident Funds/ Pension Funds	-	-	-	-	-	-	-	-	-	-	-	-	-	-	-	-
(i)	Any Other (specify)	-	-	-	-	-	-	-	-	-	-	-	-	-	-	-	-
	<b>Sub-Total (B)(1)</b>	-	-	-	-	-	-	-	-	-	-	-	-	-	-	-	-
(2)	<b>Central Government/ State Government(s)/ President of</b>	-	-	-	-	-	-	-	-	-	-	-	-	-	-	-	-
	<b>Sub-Total (B)(2)</b>	-	-	-	-	-	-	-	-	-	-	-	-	-	-	-	-
(3)	<b>Non-institutions</b>	-	-	-	-	-	-	-	-	-	-	-	-	-	-	-	-
(a)	Individuals																
	i. Individual shareholders holding nominal share capital up to Rs. 2 lakhs.	-	476	14,76,000	-	-	14,76,000	48.98	14,76,000	-	14,76,000	48.98	-	48.98	-	-	-
	ii. Individual shareholders holding nominal share capital in excess of Rs. 2 lakhs.	-			-	-				-			-		-	-	-
(b)	NBFCs registered with RBI	-	-	-	-	-	-	-	-	-	-	-	-	-	-	-	-
(c)	Employee Trusts	-	-	-	-	-	-	-	-	-	-	-	-	-	-	-	-
(d)	Overseas Depositories (holding DRs) (balancing figure)	-	-	-	-	-	-	-	-	-	-	-	-	-	-	-	-



(e)	Any Other (specify)	-	-	-	-	-	-	-	-	-	-	-	-	-	-	-	-
	<b>Sub-Total (B)(3)</b>	-	476	14,76,000	-	-	14,76,000	48.98	14,76,000	-	14,76,000	48.98	-	48.98	-	-	-
	<b>Total Public Shareholding (B)= (B)(1)+(B)(2)+(B)(3)</b>	-	476	14,76,000	-	-	14,76,000	48.98	14,76,000	-	14,76,000	48.98	-	48.98	-	-	-







Table IV –Statement showing Shareholding pattern of the Non-Promoter- Non Public shareholder

S.No.	Category & Name of the Shareholders	PAN	No. of shareholders	No. of fully paid up equity shares held	Partly paid-up equity shares held	Nos. of shares underlying Depository Receipts	Total nos. shares held	Shareholding (calculated as per SCRR, 1957)  As a % of (A+B+C 2)	Number of Voting Rights held in each class of securities			No. of Shares Underlying Outstanding convertible securities (including Warrants)	Total Shareholding, as a % assuming full conversion of convertible securities (as a percentage of diluted share capital)	Number of Locked in shares		Number of Shares pledged or otherwise encumbered		Number of equity shares held in Share dematerialized form (Not applicable)	
									No of Voting Rights					Total as a % of Total Voting rights	No.	As a % of total Shares held	No. (not applicable)		As a % of total shares held (not applicable)
									Class Equity Shares of Rs.10/- each	Class Y	Total								
	I	II	III	IV	V	VI	VII=IV+V+VI	VIII	IX			X	XI= VII+ X	XII	XIII	XIV			
(1)	Custodian/DRHolder																		
(a)	Name of DR Holder (if available)	-	-	-	-	-	-	-	-	-	-	-	-	-	-	-	-	-	
	<b>Sub Total (c) (1)</b>	-	-	-	-	-	-	-	-	-	-	-	-	-	-	-	-	-	
(2)	Employee Benefit Trust (under SEBI (Share based Employee Benefit)	-	-	-	-	-	-	-	-	-	-	-	-	-	-	-	-	-	
	<b>Sub Total (C) (2)</b>	-	-	-	-	-	-	-	-	-	-	-	-	-	-	-	-	-	
	<b>Total Non-Promoter Non-Public shareholding (C) = (C) (1)+ (C) (2)</b>	-	-	-	-	-	-	-	-	-	-	-	-	-	-	-	-	-	

For Kavi Commercial Co. Ltd.



PRAKASH RATANLAL DIDWANIA Director

D/W/03-15038

6/6