

Kavi Commercial Company Limited


Shareholding Pattern of the Company for the Quarter ended on June 30, 2020

S. No.	Particulars	Yes*	No*
1.	Whether the Listed Entity has issued any partly paid up shares?	-	No
2.	Whether the Listed Entity has issued any Convertible Securities or Warrants?	-	No
3.	Whether the Listed Entity has any shares against which depository receipts are issued?	-	No
4.	Whether the Listed Entity has any shares in locked-in?	-	No
5.	Whether any shares held by promoters are pledge or otherwise encumbered?	-	No



Table I - Summary Statement holding of Specified Securities: -

Category	Category of shareholder	Nos. of shareholder	No. of fully paid up equity shares held	No. of Partly paid-up equity shares held	No. of shares underlying Depository Receipts	Total nos. shares held	Shareholding as a % of total no. of shares (calculated as per SCRR, 1957) As a % of (A+B+C 2)	Number of Voting Rights held in each class of securities*			No. of Shares Underlying Outstanding convertible securities (including Warrants)	Shareholding, as a % assuming full conversion of convertible securities (as a percentage of diluted share capital) As a % of (A+B+C2)	Number of Locked in shares		Number of Shares pledged or otherwise encumbered		Number of equity shares held in dematerialized form
								Class Equity Shares of Rs.10/- each ^	Class of Shares eg: y	Total			No. (a)	As a % of total Shares held (b)	No. (a)	As a % of total Shares held (b)	
(A)	Promoter & Promoter Group	6	15,37,500	-	-	15,37,500	51.02	15,37,500	-	15,37,500	51.02	-	-	-	-	-	15,37,500
(B)	Public	476	14,76,000	-	-	14,76,000	48.98	14,76,000	-	14,76,000	48.98	-	-	-	-	-	0
(C)	Non-Promoter-Non Public	-	-	-	-	-	-	-	-	-	-	-	-	-	-	-	-
(C1)	Shares underlying DRs	-	-	-	-	-	-	-	-	-	-	-	-	-	-	-	-
(C2)	Shares held by Employee Trusts	-	-	-	-	-	-	-	-	-	-	-	-	-	-	-	-
	Total	482	30,13,500			30,13,500	100.00	30,13,500		30,13,500	100.00						



*As on date 1 Equity share holds 1 vote.
 ^We have only one class of Equity Shares of face value of Rs. 10/- each.

Table II - Statement showing shareholding pattern of the Promoter and Promoter Group

S.No.	Category & Name of the Shareholders	PAN	No. of share holder	No. of fully paid up equity shares held	No. of Partly paid-up equity shares held	Nos. of shares underlying Depository Receipts	Total nos. shares held	Shareholding % (calculated as per SCRR, 1957) As a % of (A+B+C2)	Number of Voting Rights held in each class of securities*			No. of Shares Underlying Outstanding convertible securities (as a percentage of diluted share capital) as a % of A+B+C2	Shareholding, as a % assuming full conversion of convertible securities (as a percentage of diluted share capital) as a % of A+B+C2	Number of Locked in shares	Number of Shares pledged or otherwise	Number of equity shares held in Shares demat or otherwise
									No of Voting Rights	Total as a % of Total Voting rights	Total					
			III	IV	V	VI	VII=IV+V+VI	VIII	IX			X	XI = VII+X	XII	XIII	XIV
(1)	Indian															
(a)	Individuals/Hindu undivided Family															
	Mr. Vimal Didwania	ACQPD3759B	I	1,02,500	-	-	1,02,500	3.40	-	1,02,500	-	3.40	-	-	-	1,02,500
	Mr. Kailash Didwania	ACQPD3758A	I	3,58,750	-	-	3,58,750	11.90	-	3,58,750	-	11.90	-	-	-	3,58,750
	Mr. Prakash Didwania	AFQPD0874A	I	3,58,750	-	-	3,58,750	11.90	-	3,58,750	-	11.90	-	-	-	3,58,750




Table III- Statement showing shareholding pattern of the Public shareholder

S.No	Category & Name of the Shareholders	PAN	No. of share holders	No. of fully paid up equity shares held	Partly paid-up equity shares held	Nos. of shares underlying Depository Receipts	Total nos. shares held	Shareholding % (calculated as per SCRR, 1957) As a % of (A+B+C 2)	Number of Voting Rights held in each class of securities			No. of Underlying Outstanding convertible securities (including Warrants)	Total Shareholding, as a % assuming full conversion of convertible securities (as a percentage of diluted share capital)	Number of Locked in shares		Number of Shares pledged or encumbered		Number of equity shares held in Share dematerialized form
									No of Voting Rights	Total as a % of Total Voting rights	No. of Voting Rights			As a % of total shares held (a)	As a % of total shares held (not applicable) (b)	As a % of total shares held (not applicable) (a)	As a % of total shares held (not applicable) (b)	
									IX	XI=VII+X	XII	XIII	XIV					
(I)	Institutions		III	IV	V	VI	VII=IV+V+VI	VIII	IX	X	XI=VII+X	XII	XIII	XIV				
(a)	Mutual Funds	-	-	-	-	-	-	-	-	-	-	-	-	-				
(b)	Venture Capital Funds	-	-	-	-	-	-	-	-	-	-	-	-	-				
(c)	Alternate Investment Funds	-	-	-	-	-	-	-	-	-	-	-	-	-				
(d)	Foreign Venture Capital Investors	-	-	-	-	-	-	-	-	-	-	-	-	-				
(e)	Foreign Portfolio Investors	-	-	-	-	-	-	-	-	-	-	-	-	-				
(f)	Financial Institutions/ Banks	-	-	-	-	-	-	-	-	-	-	-	-	-				
(g)	Insurance Companies	-	-	-	-	-	-	-	-	-	-	-	-	-				





Table IV - Statement showing Shareholding pattern of the Non-Promoter- Non Public shareholder

S.No.	Category & Name of the Shareholders	PAN	No. of shareholders	No. of fully paid up equity shares held	Partly paid-up equity shares held	Nos. of shares underlying Depository Receipts	Total nos. shares held	Shareholding (calculated as per SCRR, 1957) As a % of (A+B+C 2)	Number of Voting Rights held in each class of securities			No. of Shares Underlying Outstanding convertible securities (including Warrants)	Total Shareholding, as a % assuming full conversion of convertible securities (as a percentage of diluted share capital)	Number of Locked in shares	Number of Shares pledged or otherwise encumbered		Number of equity shares held in Share dematerialized form (Not applicable)
									No of Voting Rights	Class of Equity Shares of Rs.10/- each	Total Voting Rights				No. (not applicable)	As a % of total shares held (not applicable)	
(1)	Custodian/DRHolder	II	III	IV	V	VI	VII=IV+V+VI	VIII	IX			X	XI= VIII+ X	XII	XIII	XIV	
(a)	Name of DR Holder (if available)	-	-	-	-	-	-	-	IX			-	-	-	-	-	-
(2)	Sub Total (c) (1) Employee Benefit Trust (under SEBI (Share based Employee Benefit))	-	-	-	-	-	-	-	IX			-	-	-	-	-	-
	Sub Total (C) (2)	-	-	-	-	-	-	-	IX			-	-	-	-	-	-
	Total Non-Promoter Public shareholding (C) = (C) (1) + (C) (2)	-	-	-	-	-	-	-	IX			-	-	-	-	-	-



For Kavya Commercial Co. Ltd.

KAVYASHI HANUMANTHWANA Director

Dir: 00225978